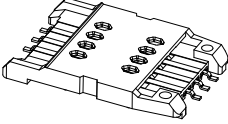
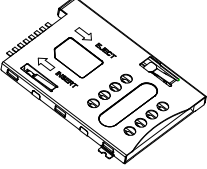
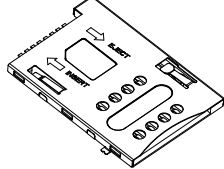
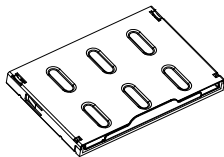
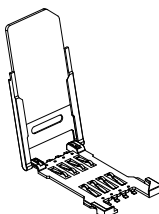
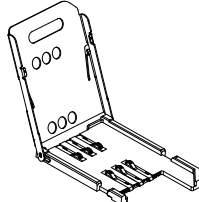
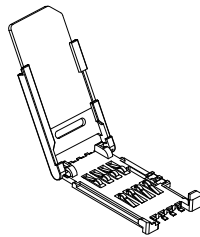

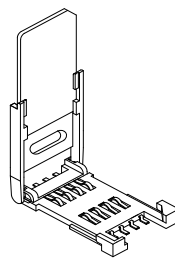
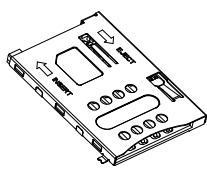
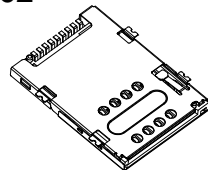
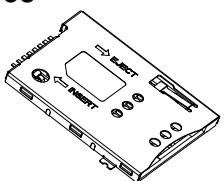
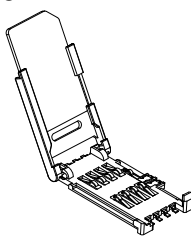
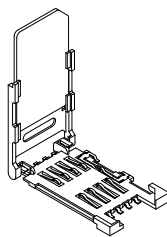
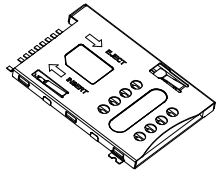
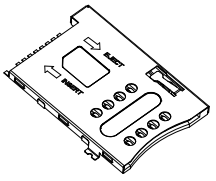




H&V SIM CARD ACCEPTOR ---- 500 Series

<p>ICA-503</p>  <ol style="list-style-type: none"> 1. 6, 8 pin 2. SMT Type (post optional) 3. Dim.: 25.50L x 17.20W x 2.50H mm 	<p>ICA-508</p>  <ol style="list-style-type: none"> 1. 6, 8 pin 2. SMT Type (post optional) 3. Dim.: 27.55L x 18.70W x 1.90H mm 4. Metal Cover: Push Push Type 	<p>ICA-518</p>  <ol style="list-style-type: none"> 1. 6, 8 pin 2. SMT Type (post optional) 3. Dim.: 27.55L x 18.70W x 1.90H mm 4. Metal Cover: Push Push Type 	<p>ICA-512</p>  <ol style="list-style-type: none"> 1. 6 pin 2. SMT Type (without post) 3. Dim.: 27.30L x 17.90W x 2.40H mm 4. Metal Cover: With Tray Type
<p>ICA-506</p>  <ol style="list-style-type: none"> 1. 6, 8 pin 2. SMT Type (post optional) 3. Dim.: 29.85L x 17.30W x 1.80H mm 4. Plastic Cover: Hinge Type 	<p>ICA-509</p>  <ol style="list-style-type: none"> 1. 6 pin 2. SMT Type (without post) 3. Dim.: 25.50L x 17.70W x 1.95H mm 4. Metal Cover: Hinge Type 	<p>ICA-510</p>  <ol style="list-style-type: none"> 1. 6, 8 pin 2. SMT Type (post optional) 3. Dim.: 29.65L x 17.20W x 3.00H mm 4. Plastic Cover: Hinge Type 	<p>ICA-511</p>  <ol style="list-style-type: none"> 1. 8 pin 2. SMT Type (without post) 3. Dim.: 25.85L x 18.10W x 1.70H mm 4. Metal Cover: Hinge Type
<p>ICA-521</p>  <ol style="list-style-type: none"> 1. 6, 8 pin 2. SMT Type (post optional) 3. Dim.: 29.65L x 17.20W x 2.20H mm 4. Plastic Cover: Hinge Type 	<p>ICA-561</p>  <ol style="list-style-type: none"> 1. 6, 8 pin 2. SMT Type (post optional) 3. Blade Switch: Normally Close 4. Dim.: 26.60L x 18.70W x 2.00H mm 5. Metal Cover: Push Push Type 	<p>ICA-562</p>  <ol style="list-style-type: none"> 1. 8 pin 2. SMT Type (with post) 3. Blade Switch: Normally Close 4. Dim.: 26.75L x 19.48W x 2.32H mm 5. Metal Cover: Push Push Type 6. Reverse Type 	<p>ICA-569</p>  <ol style="list-style-type: none"> 1. 6 pin 2. SMT Type (post optional) 3. Blade Switch: Normally Open 4. Dim.: 26.70L x 19.35W x 1.85H mm 5. Metal Cover: Push Push Type
<p>ICA-560</p>  <ol style="list-style-type: none"> 1. 6, 8 pin 2. SMT Type (post optional) 3. Blade Switch: Normally Open 4. Dim.: 29.65L x 17.20W x 3.00H mm 5. Plastic Cover: Hinge Type 	<p>ICA-567</p>  <ol style="list-style-type: none"> 1. 6, 8 pin 2. SMT Type (post optional) 3. Blade Switch: Normally Open 4. Dim.: 29.65L x 17.20W x 2.00H mm 5. Plastic Cover: Hinge Type 	<p>ICA-568 Type1</p>  <ol style="list-style-type: none"> 1. 6, 8 pin 2. SMT Type (post optional) 3. Blade Switch: Normally Close 4. Dim.: 27.55L x 18.70W x 1.90H mm 5. Metal Cover: Push Push Type 	<p>ICA-568 Type2</p>  <ol style="list-style-type: none"> 1. 6, 8 pin 2. SMT Type (post optional) 3. Blade Switch: Normally Close 4. Dim.: 27.55L x 18.70W x 2.90H mm 5. Standoff= 1.00 mm 6. Metal Cover: Push Push Type