

EMV Compliant

TECHNICAL CHARACTERISTICS

1. General Characteristics

Dimension: 55.60L x 36.20W x 5.60H mm
 Standoff H= 1.00 mm
 Weight: Approx. 5.55 g
 Contact principle: Friction technology
 Operating position: Shaft up / Down / Horizontal
 Mounting System: SMT Type (with post)
 Durability: 100,000 cycles min.

2. Mechanical Characteristics

Insulation material: Thermoplastic, UL 94V-0
 RoHS Directive 2011/65/EU Compliant

3. Electrical Characteristics

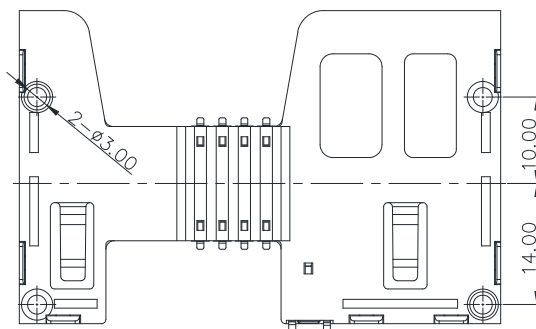
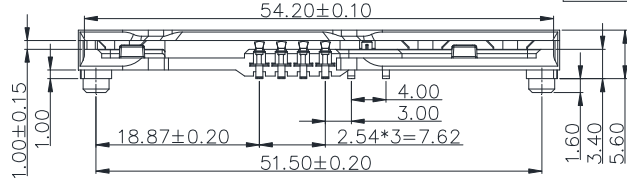
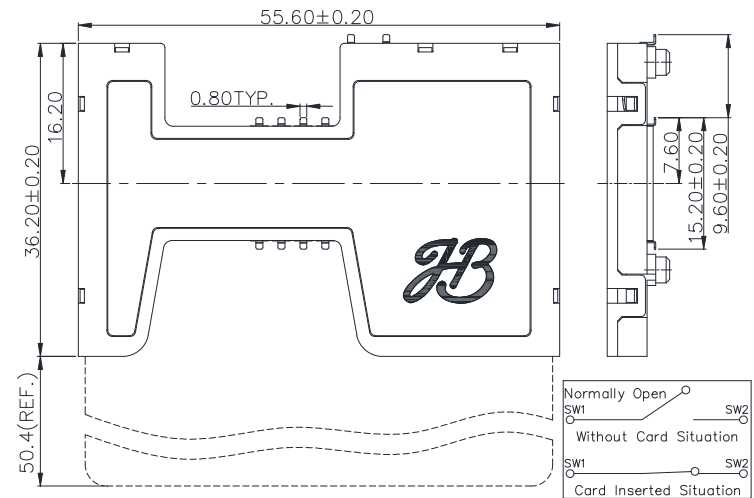
Number of contacts: 8 pins
 Contact resistance: 50 mΩ typical, 100 mΩ max.
 Insulation resistance: >1000 MΩ / 500 VDC
 Switch type: Blade
 Operation: Normally Open

4. Solderability

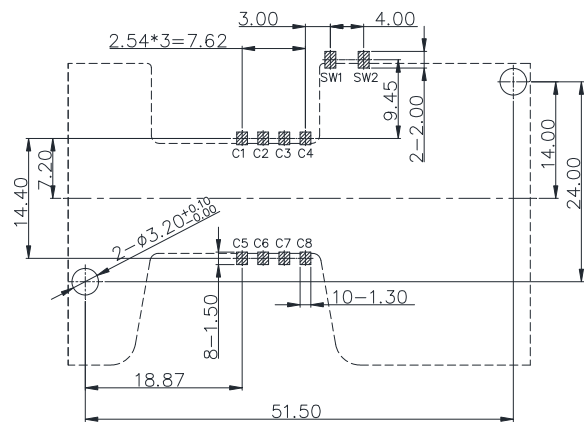
Wave: Not applicable
 IR reflow: 260°C, 10 sec. Max.
 Manual soldering: 360°C, 3 sec. Max.

5. Environmental Characteristics

Operating temperature: - 40°C ~ + 85°C
 Operating humidity: 10 % ~ 95 % RH
 Storage temperature: - 40°C ~ + 85°C
 Storage humidity: 10 % ~ 95 % RH



Unit: mm; Tolerances: ±0.15 mm
Mechanical outline dimension



Unit: mm; Tolerances: ±0.05 mm
Reference dimension for PCB layout

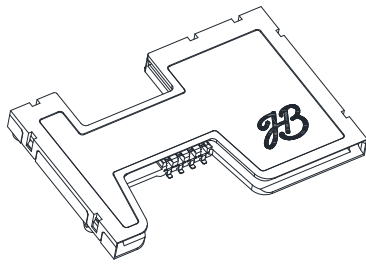
Note:

1. Coplanarity of solder pins 0.10mm max.
2. Recommended thickness of solder paste > 0.15mm.

HB Smart Card Acceptor

Model No.: ICA-610 SMT 2Post

Revision: 1.5 Date: JAN. 02, 2020



EMV Compliant

TECHNICAL CHARACTERISTICS

1. General Characteristics

Dimension: 55.60L x 36.20W x 5.90H mm

Standoff H= 1.00 mm

Weight: Approx. 6.9 g

Contact principle: Friction technology

Operating position: Shaft up / Down / Horizontal

Mounting System: DIP or SMT Type (with post)

Durability: 100,000 cycles min.

2. Mechanical Characteristics

Insulation material: Thermoplastic, UL 94V-0

RoHS Directive 2011/65/EU Compliant

3. Electrical Characteristics

Number of contacts: 8 pins

Contact resistance: 50 mΩ typical, 100 mΩ max.

Insulation resistance: >1000 MΩ / 500 VDC

Switch type: Blade

Operation: Normally Open

4. Solderability

Wave: Not applicable

IR reflow: 260°C, 10 sec. Max.

Manual soldering: 360°C, 3 sec. Max.

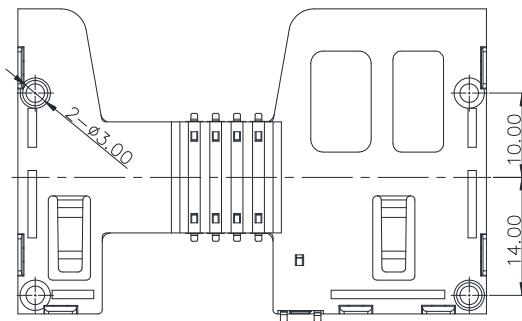
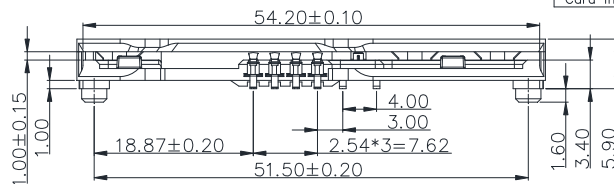
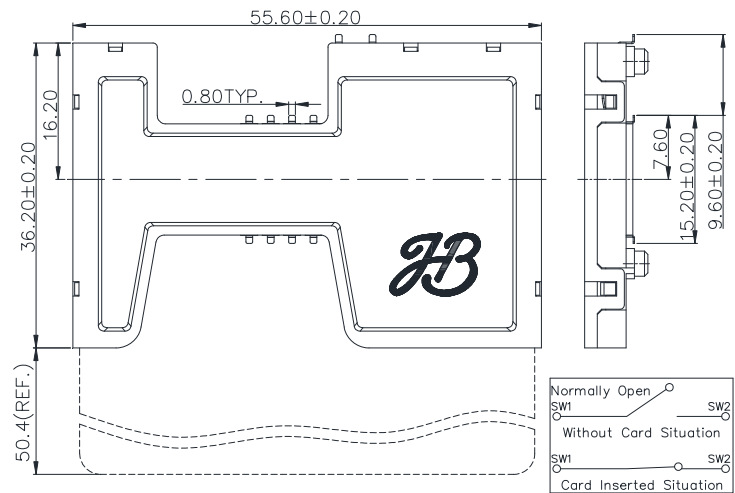
5. Environmental Characteristics

Operating temperature: - 40°C ~ + 85°C

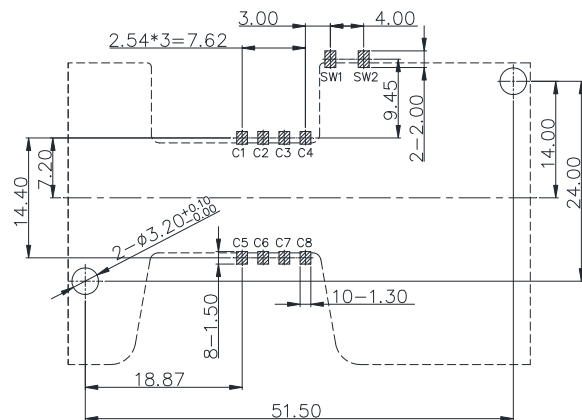
Operating humidity: 10 % ~ 95 % RH

Storage temperature: - 40°C ~ + 85°C

Storage humidity: 10 % ~ 95 % RH



Unit: mm; Tolerances: ±0.15 mm
Mechanical outline dimension



Unit: mm; Tolerances: ±0.05 mm
Reference dimension for PCB layout

HB Smart Card Acceptor

Model No.: ICA-610 SMT 2Post


Revision: 2.5

Date: JAN. 02, 2020

Note:

1. Coplanarity of solder pins 0.10mm max.

2. Recommended thickness of solder paste > 0.15mm.



EMV Compliant

TECHNICAL CHARACTERISTICS

1. General Characteristics

Dimension: 55.60L x 36.20W x 5.90H mm

Standoff H= 1.00 mm

Weight: Approx. 6.9 g

Contact principle: Friction technology

Operating position: Shaft up / Down / Horizontal

Mounting System: DIP or SMT Type (with post)

Durability: 100,000 cycles min.

2. Mechanical Characteristics

Insulation material: Thermoplastic, UL 94V-0

RoHS Directive 2011/65/EU Compliant

3. Electrical Characteristics

Number of contacts: 8 pins

Contact resistance: 50 mΩ typical, 100 mΩ max.

Insulation resistance: >1000 MΩ / 500 VDC

Switch type: Blade

Operation: Normally Open

4. Solderability

Wave: Not applicable

IR reflow: 260°C, 10 sec. Max.

Manual soldering: 360°C, 3 sec. Max.

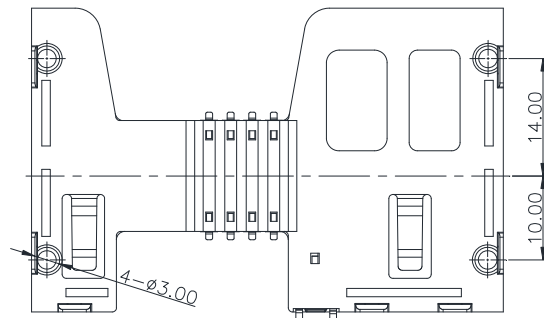
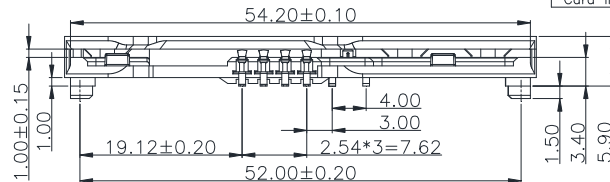
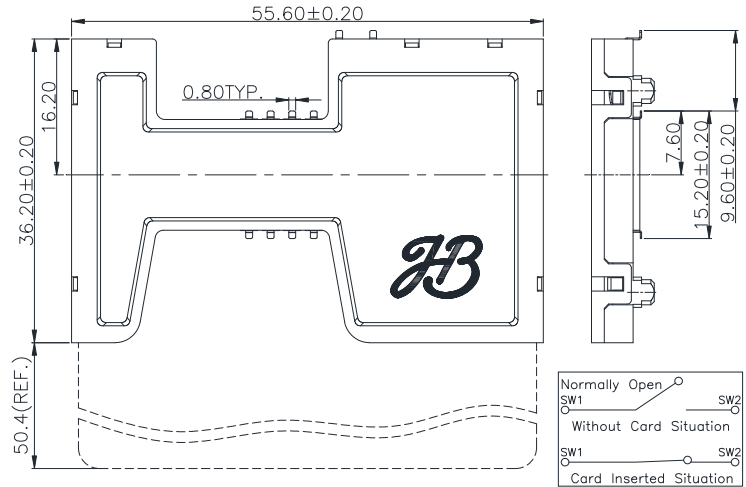
5. Environmental Characteristics

Operating temperature: - 40°C ~ + 85°C

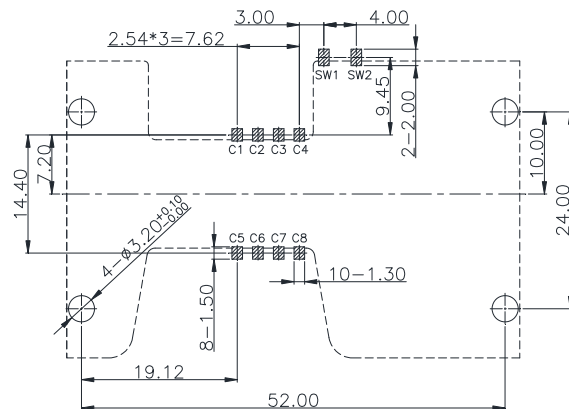
Operating humidity: 10 % ~ 95 % RH

Storage temperature: - 40°C ~ + 85°C

Storage humidity: 10 % ~ 95 % RH



Unit: mm; Tolerances: ±0.15 mm
Mechanical outline dimension



Unit: mm; Tolerances: ±0.05 mm
Reference dimension for PCB layout

HB Smart Card Acceptor

Model No.: ICA-610 SMT 4Post

Revision: 2.5

Date: JAN. 02, 2020

Note:

1. Coplanarity of solder pins 0.10mm max.

2. Recommended thickness of solder paste > 0.15mm.