

EMV & NDS Compliant

TECHNICAL CHARACTERISTICS

1. General Characteristics

- Dimensions: 62.00L x 40.00W x 7.65H mm
- 62.00L x 40.00W x 8.40H mm
- 62.00L x 40.00W x 9.00H mm
- 62.00L x 40.00W x 9.40H mm
- 62.00L x 40.00W x 9.75H mm
- 62.00L x 40.00W x 11.80H mm

Standoff H=1.40,2.15,2.75,3.15,3.50,5.55 mm

Weight: Approx. 6.5 ~ 7.05 g

Contact principle: Friction technology

Operating position: Shaft up / Down / Horizontal

Mounting System: Thru-Hole with snap-in lock

Durability: 100,000 cycles min.

2. Mechanical Characteristics

Insulation material: Thermoplastic, UL 94V-0
RoHS Directive 2011/65/EU Compliant

3. Electrical Characteristics

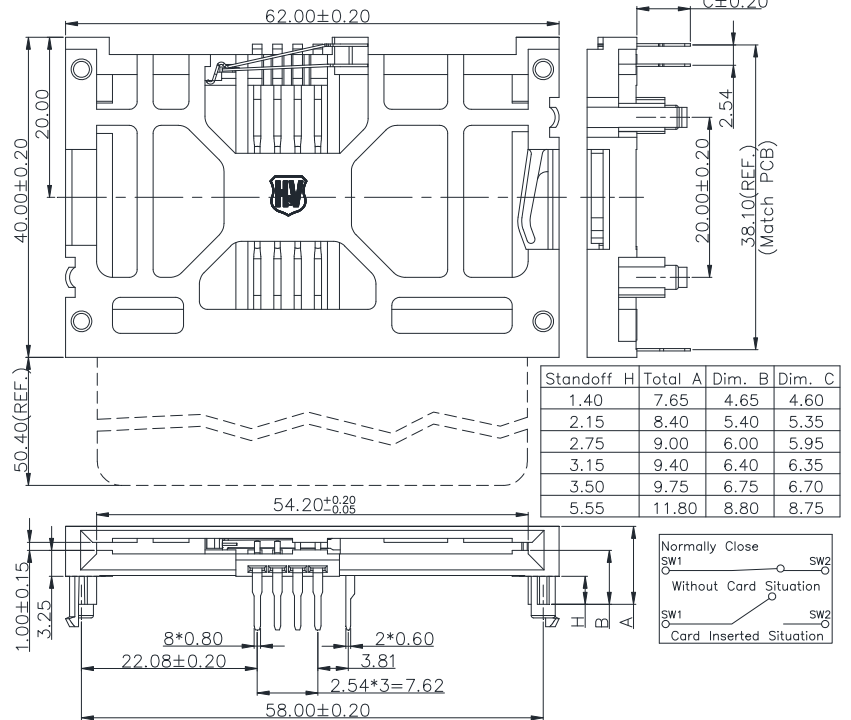
Number of contacts: 8 pins
Contact resistance: 50 mΩ typical, 100 mΩ max.
Insulation resistance: >1000 MΩ / 500 VDC
Switch type: Blade
Operation: Normally Open or Close

4. Solderability

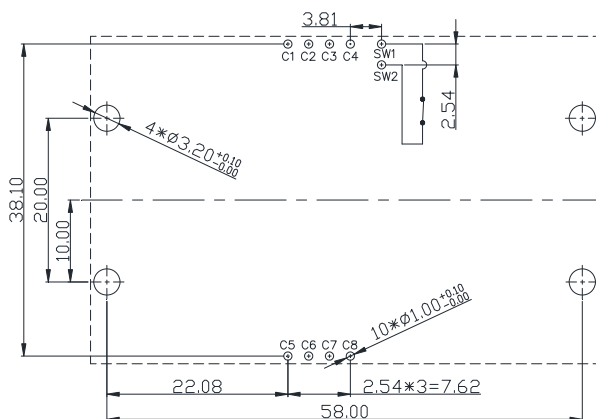
Wave: 260°C, 5 sec. Max.
IR reflow: Not applicable
Manual soldering: 360°C, 3 sec. Max.

5. Environmental Characteristics

Operating temperature: - 40°C ~ + 85°C
Operating humidity: 10 % ~ 95 % RH
Storage temperature: - 40°C ~ + 85°C
Storage humidity: 10 % ~ 95 % RH



Unit: mm; Tolerances: ±0.15 mm
Mechanical outline dimension

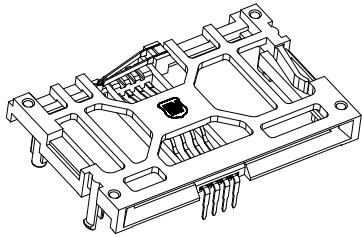


Unit: mm; Tolerances: ±0.05 mm
Reference dimension for PCB layout

H&V Smart Card Acceptor

Model No.: ICA-619 NC

Revision: 1.8 Date: JUL. 22, 2015



EMV & NDS Compliant

TECHNICAL CHARACTERISTICS

1. General Characteristics

- Dimensions: 62.00L x 40.00W x 7.65H mm
- 62.00L x 40.00W x 8.40H mm
- 62.00L x 40.00W x 9.00H mm
- 62.00L x 40.00W x 9.40H mm
- 62.00L x 40.00W x 9.75H mm
- 62.00L x 40.00W x 11.80H mm

Standoff H=1.40,2.15,2.75,3.15,3.50,5.55 mm

Weight: Approx. 6.5 ~ 7.05 g

Contact principle: Friction technology

Operating position: Shaft up / Down / Horizontal

Mounting System: Thru-Hole with snap-in lock

Durability: 100,000 cycles min.

2. Mechanical Characteristics

Insulation material: Thermoplastic, UL 94V-0
RoHS Directive 2011/65/EU Compliant

3. Electrical Characteristics

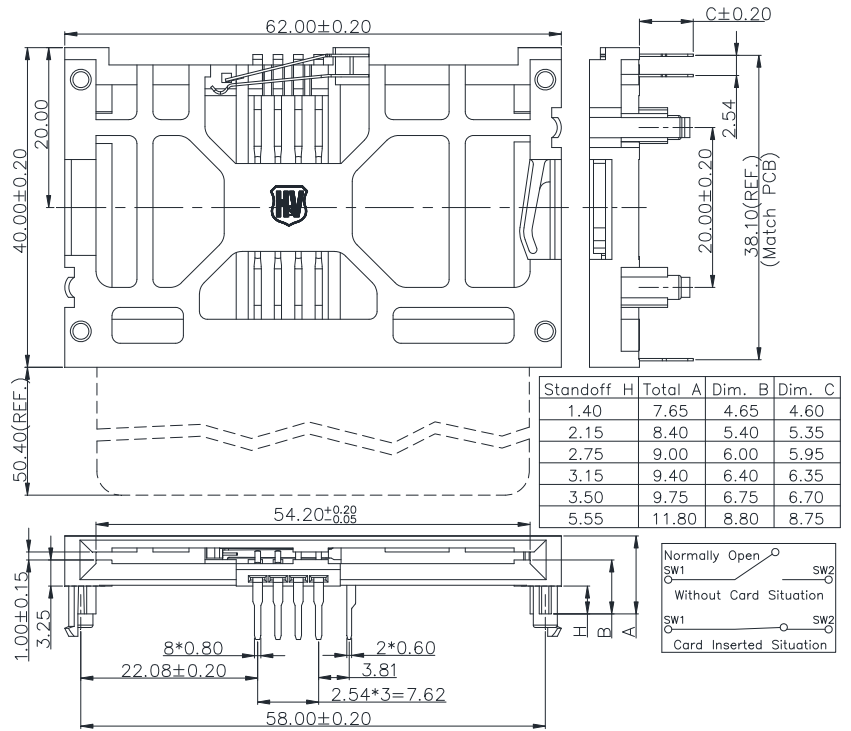
- Number of contacts: 8 pins
- Contact resistance: 50 mΩ typical, 100 mΩ max.
- Insulation resistance: >1000 MΩ / 500 VDC
- Switch type: Blade
- Operation: Normally Open or Close

4. Solderability

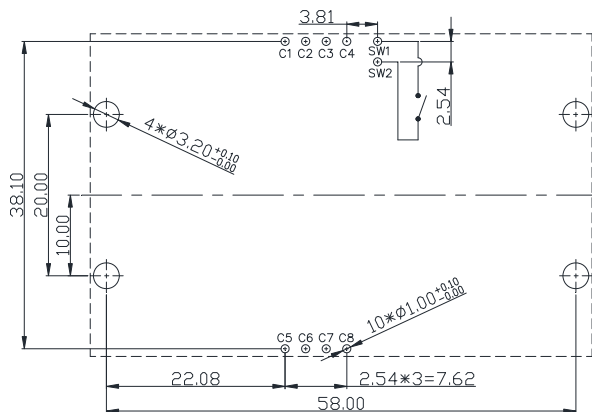
- Wave: 260°C, 5 sec. Max.
- IR reflow: Not applicable
- Manual soldering: 360°C, 3 sec. Max.

5. Environmental Characteristics

- Operating temperature: - 40°C ~ + 85°C
- Operating humidity: 10 % ~ 95 % RH
- Storage temperature: - 40°C ~ + 85°C
- Storage humidity: 10 % ~ 95 % RH



Unit: mm; Tolerances: ±0.15 mm
Mechanical outline dimension



Unit: mm; Tolerances: ±0.05 mm
Reference dimension for PCB layout

H&V Smart Card Acceptor

Model No.: ICA-619 NO

Revision: 1.8 Date: JUL. 22, 2015